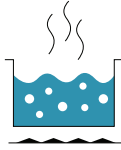



Nature's PRIME[®] Cooking Instructions



- 1 Add 10 cups of water or broth to a 3-4 quart size pot and bring to a rolling boil.



- 2 Stir in one package of Nature's PRIME protein.



3 **Mini Bits, Bits, Large Bits, Shreds or Slices**

Keep on low boil for **10 minutes**, stirring occasionally. For more tender product, increase the cooking time.

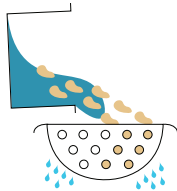
Mini Pieces, Poppers, Nuggets or Tenders

Keep on low boil for **15 minutes**, stirring occasionally. For more tender product, increase the cooking time.

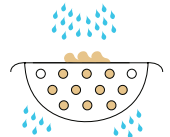
Chunks, Filets or Large Filets

Keep on low boil for **20 minutes**, stirring occasionally. For more tender product, increase the cooking time.

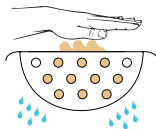
- 4 Pour into a large strainer.



- 5 Run cold water over cooked Nature's PRIME protein until cool to the touch.



- 6 Press firmly to remove excess water.



- 7 Add to your favorite recipe and enjoy!



IMPROVED
nature[®]
Better Protein for a Better Planet[™]

For recipes and more, follow us at:
facebook.com/ImprovedNature | instagram.com/improvednature | linkedin.com/company/improvednature

www.ImprovedNature.com

Copyright © 2020 Improved Nature LLC, All Rights Reserved.